

Registry Statistics - 2016

Greek Orthodox Archdiocese of America

Registry Statistics: January 1st - December 31st, 2016

	BAPTISMS	CHRIS- MATIONS	MARRIAGES			DIVORCES			FUNERALS
			Greek Orthodox	Inter- Christian	Total	Greek Orthodox	Inter- Christian	Total	
Archdiocesan District	1,228	77	173	273	446	37	29	66	899
Metropolis of Atlanta	699	183	110	165	275	28	16	44	332
Metropolis of Boston	605	65	80	168	248	11	18	29	634
Metropolis of Chicago	737	75	133	210	343	29	29	58	624
Metropolis of Denver	411	108	63	102	165	5	13	18	196
Metropolis of Detroit	376	70	69	89	158	9	13	22	367
Metropolis of New Jersey	792	79	103	179	282	19	17	36	657
Metropolis of Pittsburgh	395	64	64	117	181	14	24	38	365
Metropolis of San Francisco	690	159	136	139	275	17	24	41	517
TOTALS	5,933	880	931	1,442	2,373	169	183	352	4,591

Greek Orthodox Archdiocese of America District/Metropolis 2016 Registry Statistics by Percentage

	<u>Baptisms</u>	<u>% of Totals</u>	<u>Chrismations</u>	<u>% of Totals</u>	<u>% of Wedding Total</u>		<u>Inter-Christian Weddings</u>	<u>Total</u>	<u>District/Metropolis</u>
					<u>Orth./Orth. Weddings</u>	<u>for District/Metropolis</u>			<u>% of Arch. Weddings</u>
Arch. District	1,228	20.70%	77	8.75%	173	38.79%	273	446	18.79%
Atlanta	699	11.78%	183	20.80%	110	40.00%	165	275	11.59%
Boston	605	10.20%	65	7.39%	80	32.26%	168	248	10.45%
Chicago	737	12.42%	75	8.52%	133	38.78%	210	343	14.45%
Denver	411	6.93%	108	12.27%	63	38.18%	102	165	6.95%
Detroit	376	6.34%	70	7.95%	69	43.67%	89	158	6.66%
New Jersey	792	13.35%	79	8.98%	103	36.52%	179	282	11.88%
Pittsburgh	395	6.66%	64	7.27%	64	35.36%	117	181	7.63%
San Francisco	690	11.63%	159	18.07%	136	49.45%	139	275	11.59%
Totals	5,933	100%	880	100%	931	39.23%	1,442	2,373	100%

	<u>Orth./Orth. Divorces</u>	<u>Inter-Christian Div.</u>	<u>Total</u>	<u>% of Totals</u>	<u>Funerals</u>	<u>% of Totals</u>
Atlanta	28	16	44	12.50%	332	7.23%
Boston	11	18	29	8.24%	634	13.81%
Chicago	29	29	58	16.48%	624	13.59%
Denver	5	13	18	5.11%	196	4.27%
Detroit	9	13	22	6.25%	367	7.99%
New Jersey	19	17	36	10.23%	657	14.31%
Pittsburgh	14	24	38	10.80%	365	7.95%
San Francisco	17	24	41	11.65%	517	11.26%
Totals	169	183	352	100%	4,591	100%

**REGISTRY STATISTICS OF THE
GREEK ORTHODOX ARCHDIOCESE OF AMERICA
1992-2016**

YEAR	BAPTISMS	CHRIS- MATIONS	MARRIAGES		DIVORCES		FUNERALS
			<i>BETWEEN ORTHODOX</i>	<i>INTER- CHRISTIAN</i>	<i>BETWEEN ORTHODOX</i>	<i>INTER- CHRISTIAN</i>	
1992	9,204	1,055	1,922	3,530	347	417	3,972
1993	9,427	1,209	2,032	3,429	354	395	4,041
1994	9,232	1,186	2,094	3,137	345	379	4,151
1995	9,172	1,127	2,045	3,575	364	358	4,223
1996	7,155	939	1,267	2,588	282	372	3,313
1997	7,394	974	1,400	2,499	288	361	3,601
1998	7,203	966	1,448	2,477	339	336	3,445
1999	7,438	995	1,497	2,542	278	349	3,620
2000	7,300	1,010	1,411	2,416	267	324	3,829
2001	7,132	1,117	1,298	2,341	287	313	3,668
2002	6,894	1,116	1,521	2,267	298	395	3,615
2003	7,083	1,111	1,526	2,198	281	373	3,692
2004	7,048	1,135	1,354	2,112	269	291	3,644
2005	6,744	1,052	1,387	2,102	263	277	3,318
2006	6,635	915	1,406	1,868	245	258	3,670
2007	6,669	931	1,253	1,839	256	257	3,412
2008	6,761	985	1,165	1,657	236	277	3,972
2009	6,496	946	1,138	1,606	221	273	3,937
2010	6,366	947	1,078	1,631	217	220	3,900
2011	6,289	914	1,129	1,539	242	214	3,844
2012	6,286	871	1,133	1,488	193	184	4,161
2013	5,842	850	970	1,470	221	241	4,189
2014	5,816	841	1,000	1,411	207	199	4,362
2015	5,683	818	949	1,387	202	190	4,324
2016	5,933	880	931	1,442	169	183	4,591
			34,354	54,551	6,671	7,436	
			Total Marriages		Total Divorces		
TOTALS	177,202	24,890	88,905		14,107		96,494

*** In 1996, the Greek Orthodox Archdiocese of North and South America became the Archdiocese of America. As a result, statistics from Canada, Central America and South America were no longer included in Registry tabulations.*

Wedding Comparisons 1963-2016

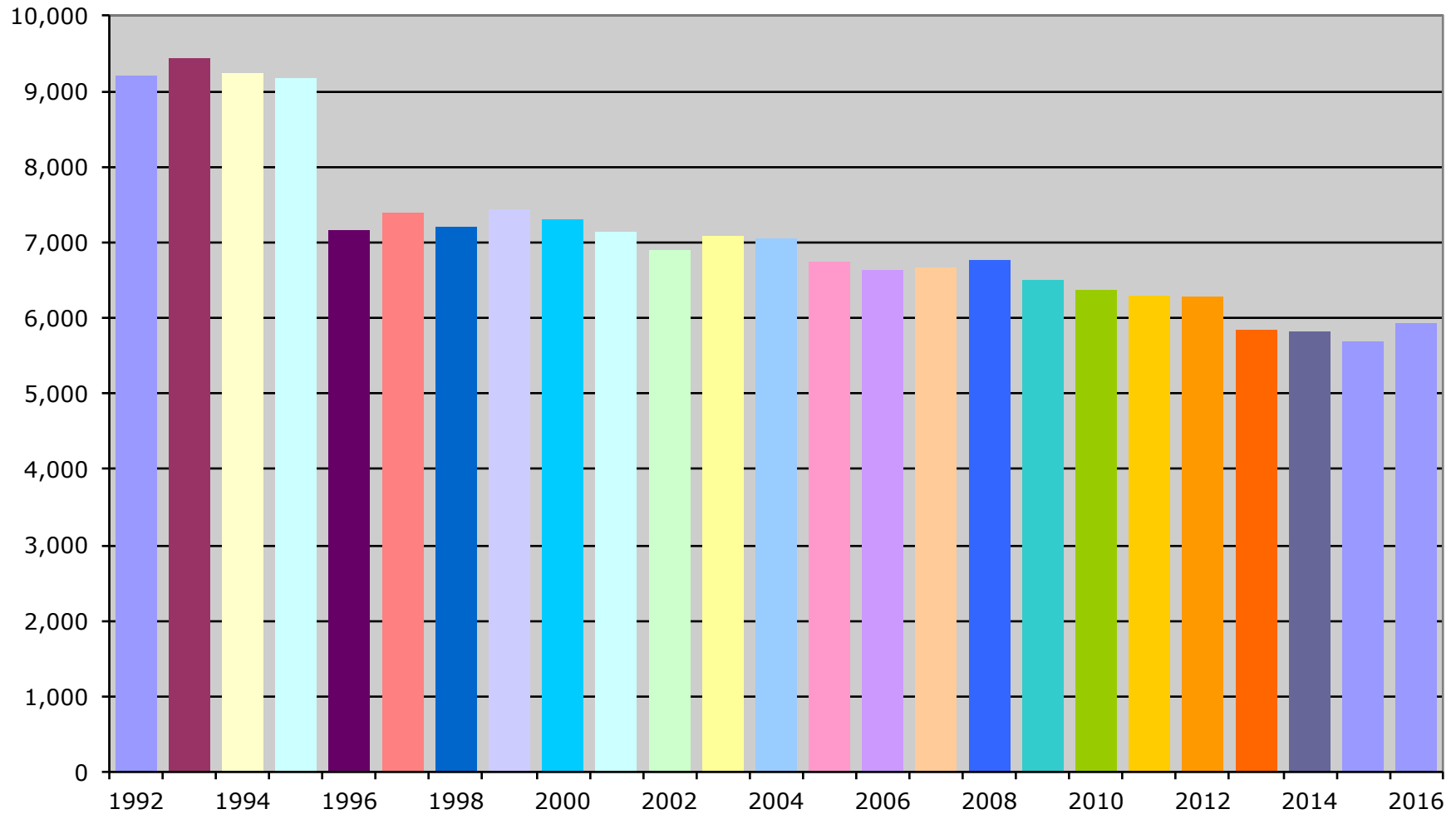
Greek Orthodox Archdiocese of America

<u>Year</u>	<u>Orthodox/Orthodox</u>	<u>Inter-Christian</u>	<u>Total</u>	<u>% Orthodox/Orthodox</u>
1963	2,890	1,135	4,025	71.80%
1964	2,885	1,190	4,075	70.80%
1965	3,124	1,259	4,383	71.28%
1966	2,788	1,405	4,193	66.49%
1967	2,245	2,145	4,390	51.14%
1968	2,245	2,145	4,390	51.14%
1969	3,745	1,755	5,500	68.09%
1970	2,633	1,743	4,376	60.17%
1971	2,802	2,388	5,190	53.99%
1972	3,253	2,401	5,654	57.53%
1973	2,633	2,476	5,109	51.54%
1974	2,638	2,541	5,179	50.94%
1975	2,910	2,568	5,478	53.12%
1976	2,537	2,201	4,738	53.55%
1977	2,521	2,438	4,959	50.84%
1978	2,295	2,445	4,740	48.42%
1979	2,512	2,412	4,924	51.02%
1980	2,009	2,660	4,669	43.03%
1981	1,781	3,104	4,885	36.46%
1982	1,936	3,175	5,111	37.88%
1983	1,960	3,287	5,247	37.35%
1984	1,821	3,322	5,143	35.41%
1985	2,200	3,387	5,587	39.38%
1986	1,900	3,253	5,153	36.87%
1987	1,850	3,673	5,523	33.50%
1988	2,001	3,710	5,711	35.04%
1989	2,144	3,904	6,048	35.45%
1990	2,187	3,769	5,956	36.72%
1991	2,191	3,520	5,711	38.36%
1992	1,922	3,530	5,452	35.25%
1993	2,032	3,429	5,461	37.21%
1994	2,094	3,137	5,231	40.03%
1995	2,045	3,575	5,620	36.39%
1996	1,267	2,588	3,855	32.87%
1997	1,400	2,499	3,899	35.91%
1998	1,448	2,477	3,925	36.89%
1999	1,497	2,542	4,039	37.06%
2000	1,411	2,416	3,827	36.87%
2001	1,298	2,341	3,639	35.67%
2002	1,521	2,267	3,788	40.15%
2003	1,526	2,198	3,724	40.98%
2004	1,354	2,112	3,466	39.07%
2005	1,387	2,102	3,489	39.75%
2006	1,406	1,868	3,274	42.94%
2007	1,253	1,839	3,092	40.52%
2008	1,165	1,657	2,822	41.28%
2009	1,138	1,606	2,744	41.47%
2010	1,078	1,631	2,709	39.79%
2011	1,129	1,539	2,668	42.32%
2012	1,133	1,488	2,621	43.23%
2013	970	1,470	2,440	39.75%
2014	1,000	1,411	2,411	41.48%
2015	949	1,387	2,336	40.63%
2016	931	1,442	2,373	39.23%
Totals	104,990	129,962	234,952	44.69%

In 1996, the Greek Orthodox Archdiocese of North and South America became the Archdiocese of America. As a result, statistics from Canada, Central America and South America were no longer included in Registry tabulations.

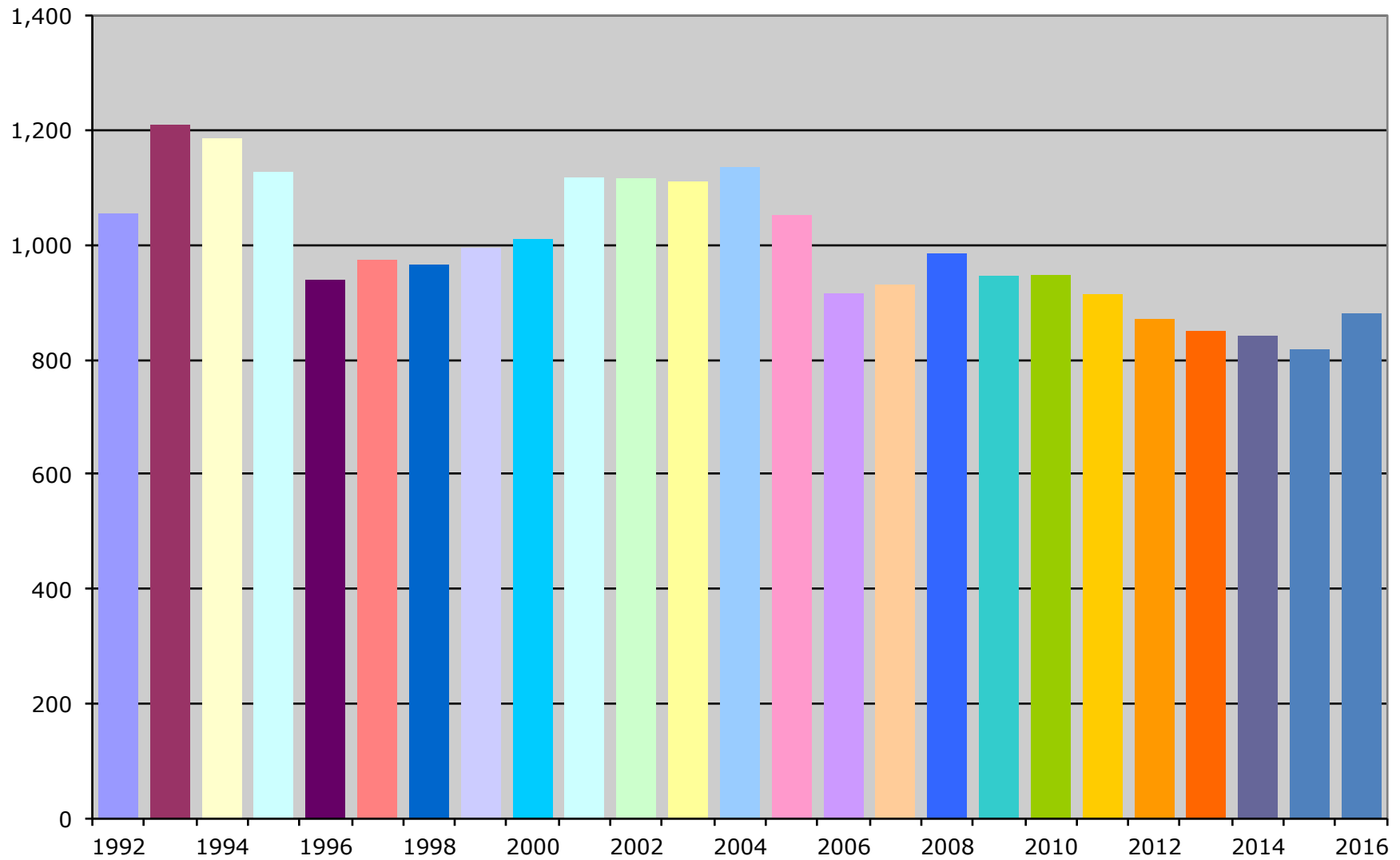
Baptisms 1992 - 2016

Greek Orthodox Archdiocese of America



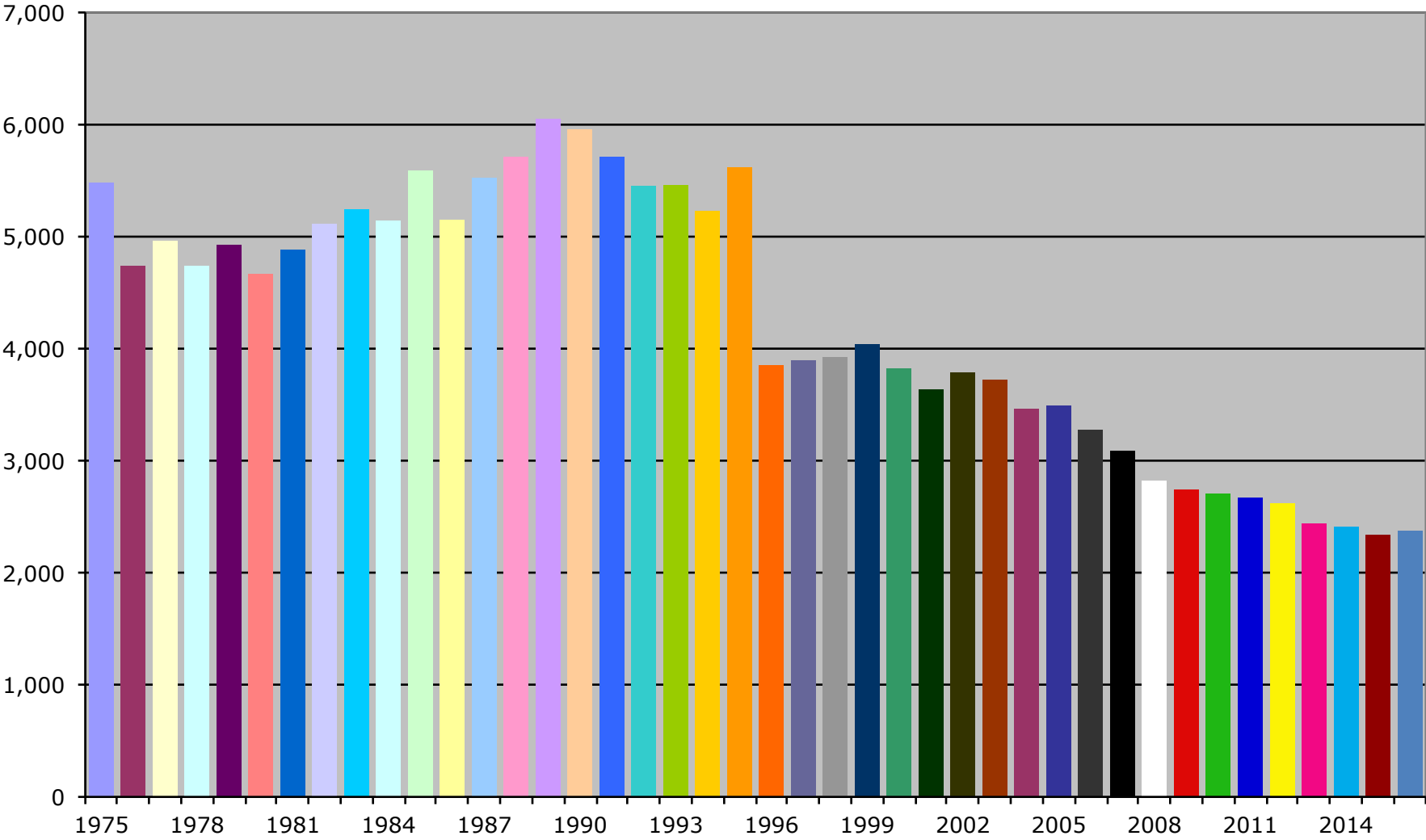
Since 1996, statistics from Canada, Central America and South America were no longer included in Registry tabulations.

Chrismations 1992 - 2016
Greek Orthodox Archdiocese of America



Since 1996, statistics from Canada, Central America and South America were no longer included in Registry tabulations.

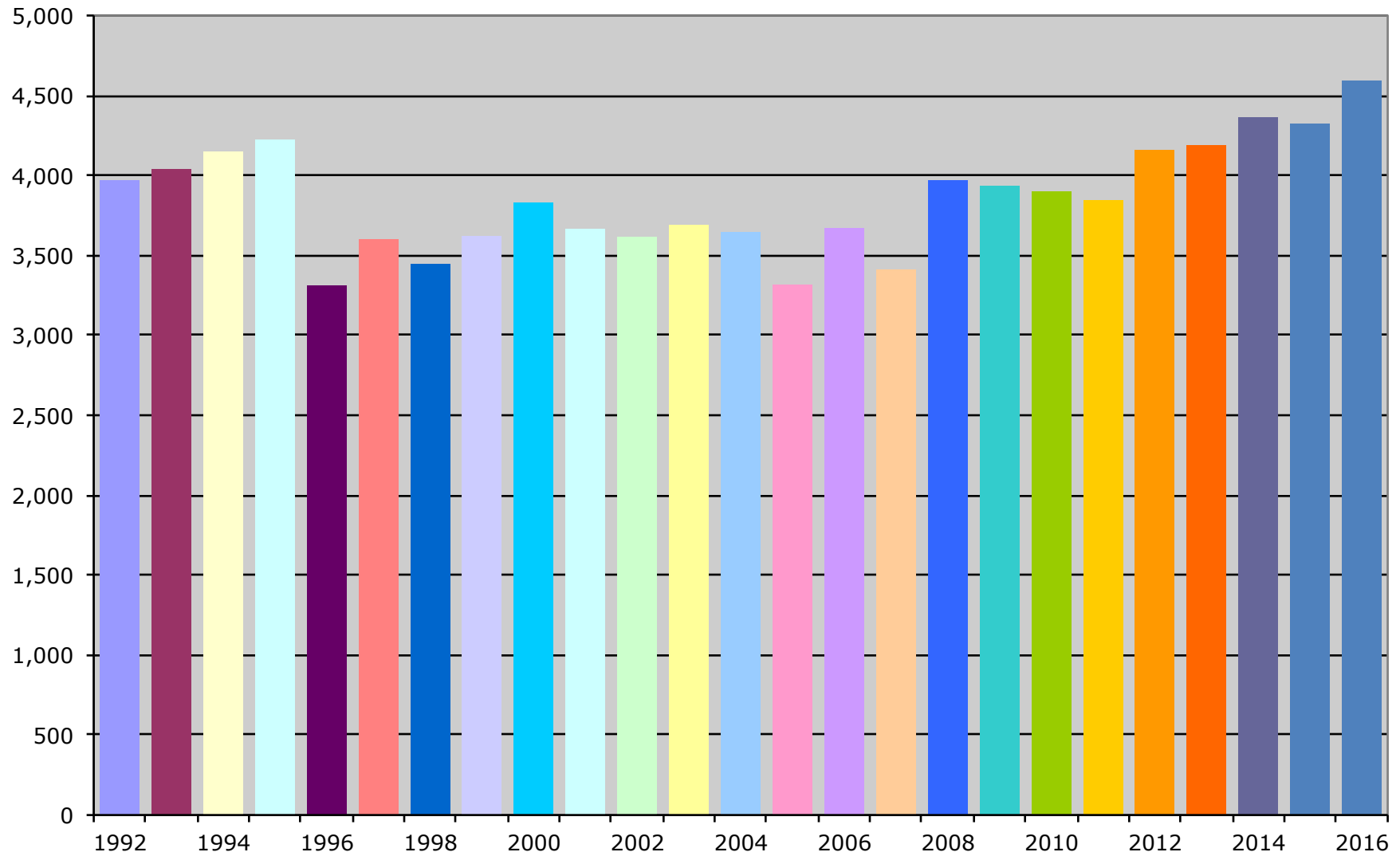
Weddings 1975 - 2016
Greek Orthodox Archdiocese of America



Since 1996, statistics from Canada, Central America and South America were no longer included in Registry tabulations.

Funerals 1992 - 2016

Greek Orthodox Archdiocese of America



Since 1996, statistics from Canada, Central America and South America were no longer included in Registry tabulations.