

Registry Statistics - 2015

Greek Orthodox Archdiocese of America

Registry Statistics: January 1st - December 31st, 2015

	BAPTISMS	CHRIS- MATIONS	MARRIAGES			DIVORCES			FUNERALS
			Greek Orthodox	Inter- Christian	Total	Greek Orthodox	Inter- Christian	Total	
Archdiocesan District	1,190	93	204	271	475	41	18	59	917
Metropolis of Atlanta	641	125	132	167	299	44	28	72	332
Metropolis of Boston	574	79	72	154	226	8	19	27	680
Metropolis of Chicago	781	66	147	198	345	25	50	75	402
Metropolis of Denver	381	106	75	75	150	24	11	35	182
Metropolis of Detroit	388	76	51	106	157	15	7	22	345
Metropolis of New Jersey	685	83	116	155	271	12	14	26	569
Metropolis of Pittsburgh	365	70	54	113	167	13	14	27	398
Metropolis of San Francisco	678	120	98	148	246	20	29	49	499
TOTALS	5,683	818	949	1,387	2,336	202	190	392	4,324

Greek Orthodox Archdiocese of America
District/Metropolis 2015 Registry Statistics by Percentage

	<u>Baptisms</u>	<u>% of Totals</u>	<u>Chrismations</u>	<u>% of Totals</u>	<u>Orth./Orth. Weddings</u>	<u>% of Wedding Total for Distr./Metropolis</u>	<u>Inter-Christian Weddings</u>	<u>Total</u>	<u>District/Metropolis % of Arch. Weddings</u>
Arch. District	1,190	20.94%	93	11.37%	204	42.95%	271	475	20.33%
Atlanta	641	11.28%	125	15.28%	132	44.15%	167	299	12.80%
Boston	574	10.10%	79	9.66%	72	31.86%	154	226	9.67%
Chicago	781	13.74%	66	8.07%	147	42.61%	198	345	14.77%
Denver	381	6.70%	106	12.96%	75	50.00%	75	150	6.42%
Detroit	388	6.83%	76	9.29%	51	32.48%	106	157	6.72%
New Jersey	685	12.05%	83	10.15%	116	42.80%	155	271	11.60%
Pittsburgh	365	6.42%	70	8.56%	54	32.34%	113	167	7.15%
San Francisco	678	11.93%	120	14.67%	98	39.84%	148	246	10.53%
Totals	5,683	100%	818	100%	949	40.63%	1,387	2,336	100%

	<u>Orth./Orth. Divorces</u>	<u>Inter-Christian Div.</u>	<u>Total</u>	<u>% of Totals</u>	<u>Funerals</u>	<u>% of Totals</u>
Arch. District	41	18	59	15.05%	917	21.21%
Atlanta	44	28	72	18.37%	332	7.68%
Boston	8	19	27	6.89%	680	15.73%
Chicago	25	50	75	19.13%	402	9.30%
Denver	24	11	35	8.93%	182	4.21%
Detroit	15	7	22	5.61%	345	7.98%
New Jersey	12	14	26	6.63%	569	13.16%
Pittsburgh	13	14	27	6.89%	398	9.20%
San Francisco	20	29	49	12.50%	499	11.54%
Totals	202	190	392	100%	4,324	100%

**REGISTRY STATISTICS OF THE
GREEK ORTHODOX ARCHDIOCESE OF AMERICA
1991-2015**

YEAR	BAPTISMS	CHRIS- MATIONS	MARRIAGES		DIVORCES		FUNERALS
			BETWEEN ORTHODOX	INTER- CHRISTIAN	BETWEEN ORTHODOX	INTER- CHRISTIAN	
1991	9,142	1,072	2,191	3,520	409	331	4,090
1992	9,204	1,055	1,922	3,530	347	417	3,972
1993	9,427	1,209	2,032	3,429	354	395	4,041
1994	9,232	1,186	2,094	3,137	345	379	4,151
1995	9,172	1,127	2,045	3,575	364	358	4,223
1996	7,155	939	1,267	2,588	282	372	3,313
1997	7,394	974	1,400	2,499	288	361	3,601
1998	7,203	966	1,448	2,477	339	336	3,445
1999	7,438	995	1,497	2,542	278	349	3,620
2000	7,300	1,010	1,411	2,416	267	324	3,829
2001	7,132	1,117	1,298	2,341	287	313	3,668
2002	6,894	1,116	1,521	2,267	298	395	3,615
2003	7,083	1,111	1,526	2,198	281	373	3,692
2004	7,048	1,135	1,354	2,112	269	291	3,644
2005	6,744	1,052	1,387	2,102	263	277	3,318
2006	6,635	915	1,406	1,868	245	258	3,670
2007	6,669	931	1,253	1,839	256	257	3,412
2008	6,761	985	1,165	1,657	236	277	3,972
2009	6,496	946	1,138	1,606	221	273	3,937
2010	6,366	947	1,078	1,631	217	220	3,900
2011	6,289	914	1,129	1,539	242	214	3,844
2012	6,286	871	1,133	1,488	193	184	4,161
2013	5,842	850	970	1,470	221	241	4,189
2014	5,816	841	1,000	1,411	207	199	4,362
2015	5,683	818	949	1,387	202	190	4,324
			35,614	56,629	6,911	7,584	
			Total Marriages		Total Divorces		
TOTALS	180,411	25,082	92,243		14,495		95,993

*** In 1996, the Greek Orthodox Archdiocese of North and South America became the Archdiocese of America. As a result, statistics from Canada, Central America and South America were no longer included in Registry tabulations.*

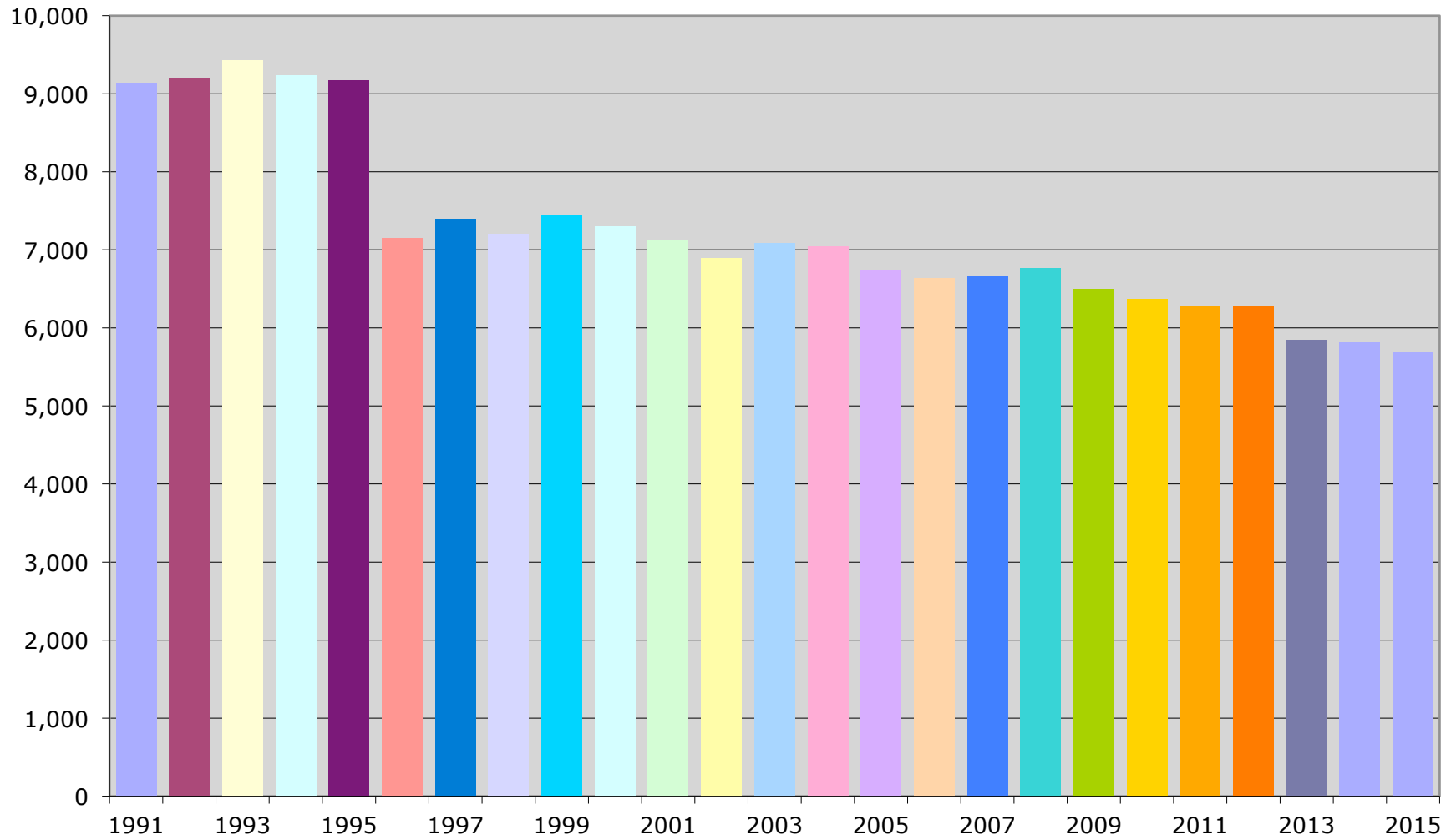
Wedding Comparisons 1963-2015

Greek Orthodox Archdiocese of America

<u>Year</u>	<u>Orthodox/Orthodox</u>	<u>Inter-Christian</u>	<u>Total</u>	<u>% Orthodox/Orthodox</u>
1963	2,890	1,135	4,025	71.80%
1964	2,885	1,190	4,075	70.80%
1965	3,124	1,259	4,383	71.28%
1966	2,788	1,405	4,193	66.49%
1967	2,245	2,145	4,390	51.14%
1968	2,245	2,145	4,390	51.14%
1969	3,745	1,755	5,500	68.09%
1970	2,633	1,743	4,376	60.17%
1971	2,802	2,388	5,190	53.99%
1972	3,253	2,401	5,654	57.53%
1973	2,633	2,476	5,109	51.54%
1974	2,638	2,541	5,179	50.94%
1975	2,910	2,568	5,478	53.12%
1976	2,537	2,201	4,738	53.55%
1977	2,521	2,438	4,959	50.84%
1978	2,295	2,445	4,740	48.42%
1979	2,512	2,412	4,924	51.02%
1980	2,009	2,660	4,669	43.03%
1981	1,781	3,104	4,885	36.46%
1982	1,936	3,175	5,111	37.88%
1983	1,960	3,287	5,247	37.35%
1984	1,821	3,322	5,143	35.41%
1985	2,200	3,387	5,587	39.38%
1986	1,900	3,253	5,153	36.87%
1987	1,850	3,673	5,523	33.50%
1988	2,001	3,710	5,711	35.04%
1989	2,144	3,904	6,048	35.45%
1990	2,187	3,769	5,956	36.72%
1991	2,191	3,520	5,711	38.36%
1992	1,922	3,530	5,452	35.25%
1993	2,032	3,429	5,461	37.21%
1994	2,094	3,137	5,231	40.03%
1995	2,045	3,575	5,620	36.39%
1996	1,267	2,588	3,855	32.87%
1997	1,400	2,499	3,899	35.91%
1998	1,448	2,477	3,925	36.89%
1999	1,497	2,542	4,039	37.06%
2000	1,411	2,416	3,827	36.87%
2001	1,298	2,341	3,639	35.67%
2002	1,521	2,267	3,788	40.15%
2003	1,526	2,198	3,724	40.98%
2004	1,354	2,112	3,466	39.07%
2005	1,387	2,102	3,489	39.75%
2006	1,406	1,868	3,274	42.94%
2007	1,253	1,839	3,092	40.52%
2008	1,165	1,657	2,822	41.28%
2009	1,138	1,606	2,744	41.47%
2010	1,078	1,631	2,709	39.79%
2011	1,129	1,539	2,668	42.32%
2012	1,133	1,488	2,621	43.23%
2013	970	1,470	2,440	39.75%
2014	1,000	1,411	2,411	41.48%
2015	949	1,387	2,336	40.63%
Totals	104,059	128,520	232,579	44.74%

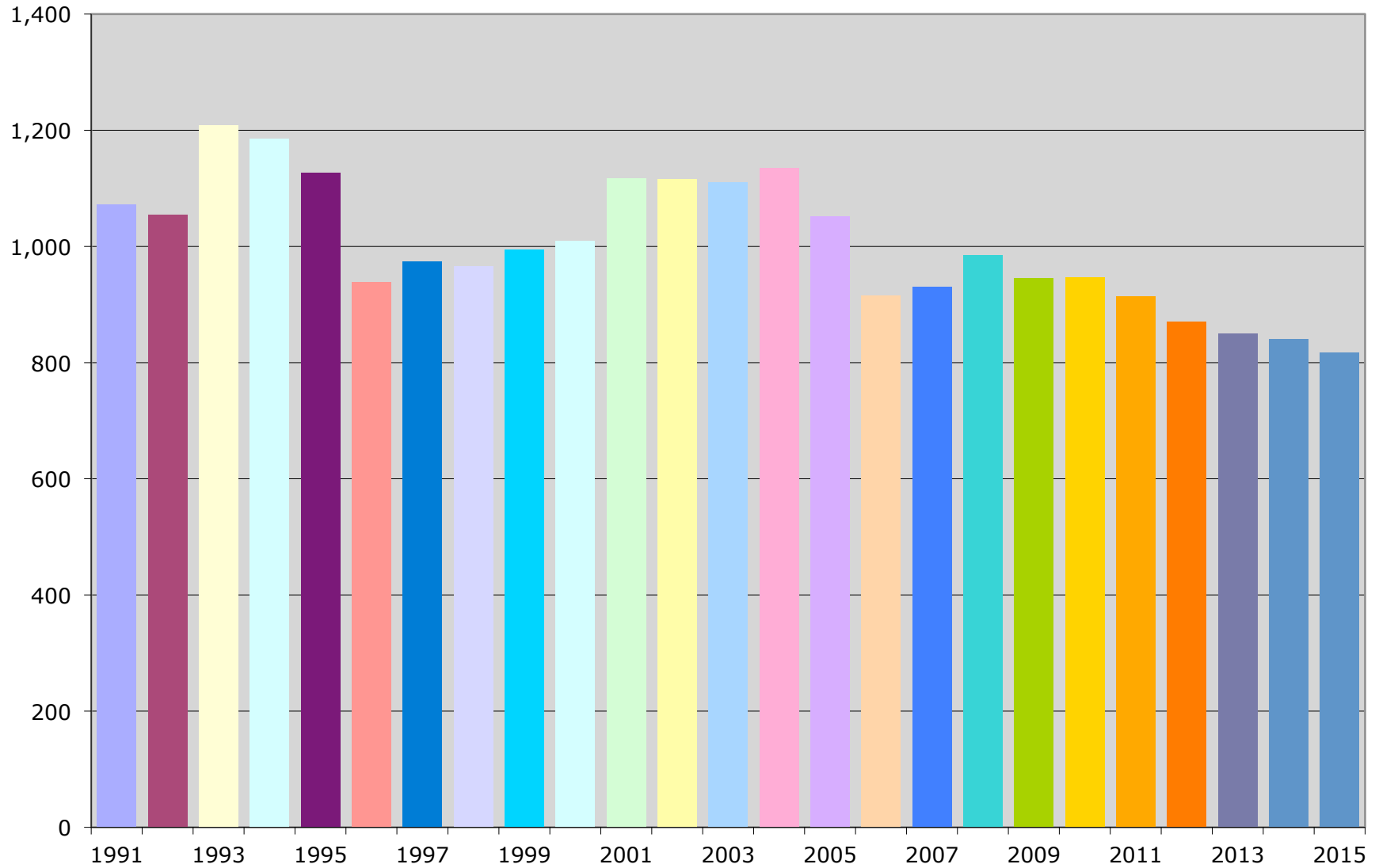
In 1996, the Greek Orthodox Archdiocese of North and South America became the Archdiocese of America. As a result, statistics from Canada, Central America and South America were no longer included in Registry tabulations.

Baptisms 1991 - 2015
Greek Orthodox Archdiocese of America



Since 1996, statistics from Canada, Central America and South America were no longer included in Registry tabulations.

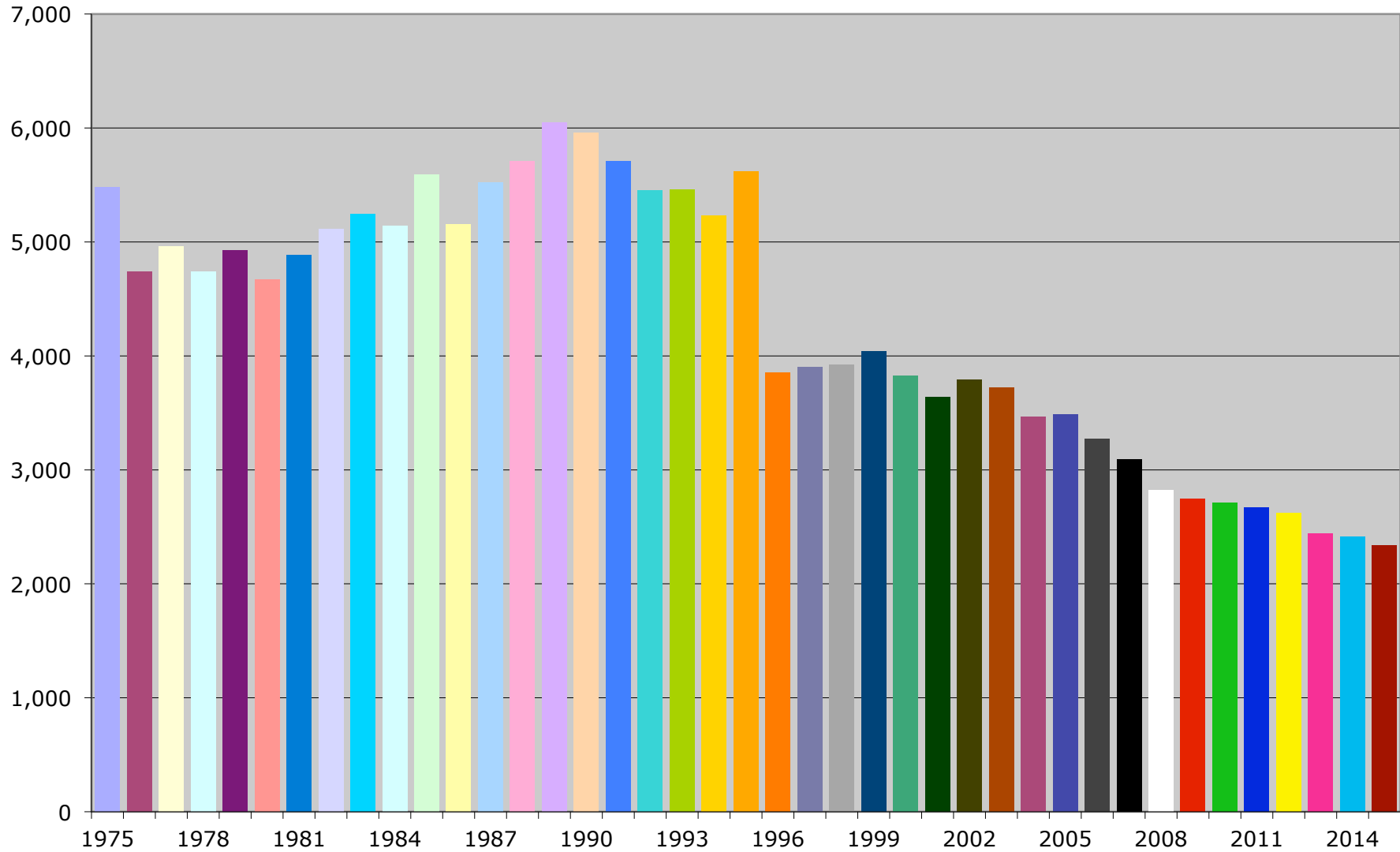
Chrismations 1991 - 2015
Greek Orthodox Archdiocese of America



Since 1996, statistics from Canada, Central America and South America were no longer included in Registry tabulations.

Weddings 1975 - 2015

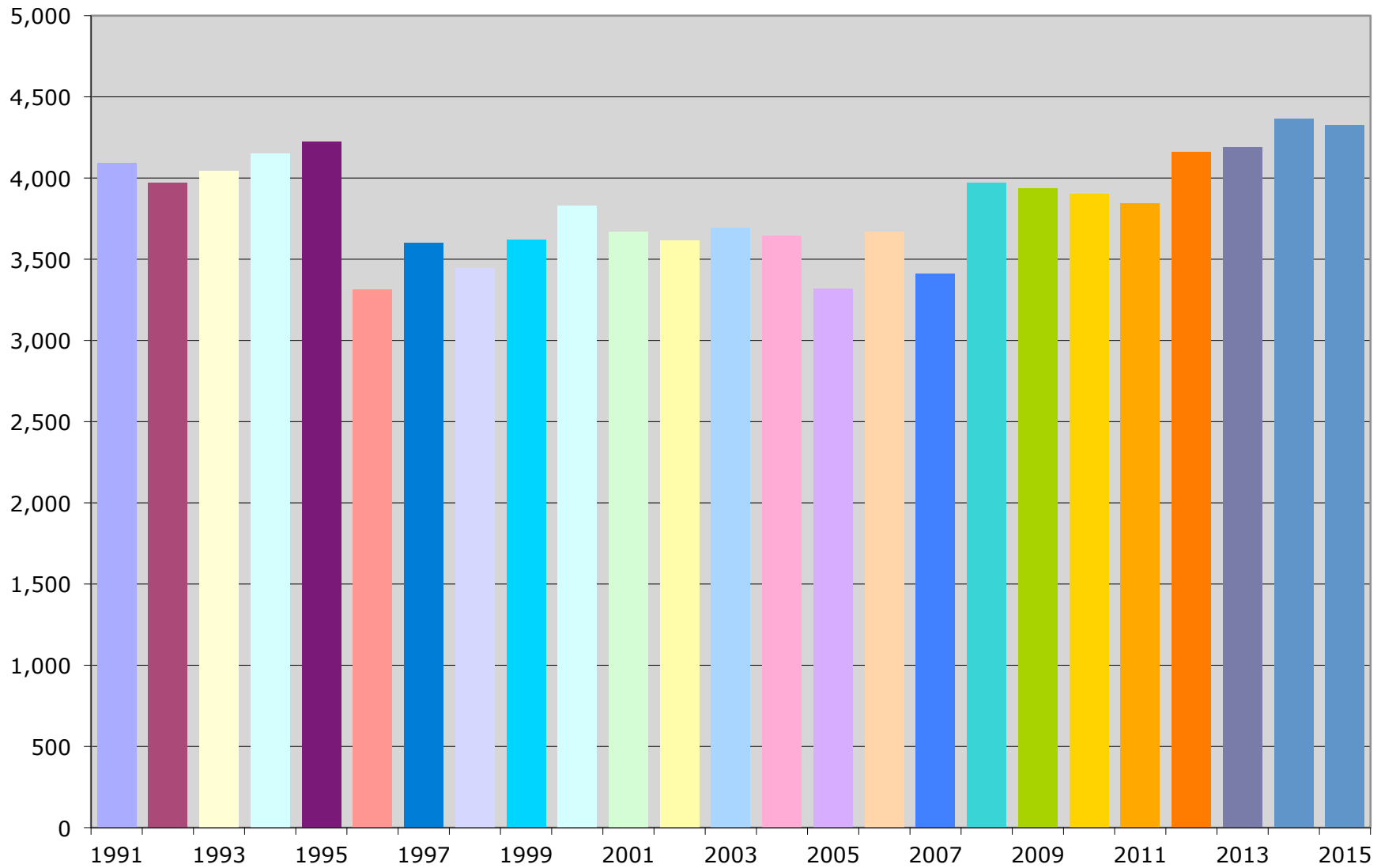
Greek Orthodox Archdiocese of America



Since 1996, statistics from Canada, Central America and South America were no longer included in Registry tabulations.

Funerals 1991 - 2015

Greek Orthodox Archdiocese of America



Since 1996, statistics from Canada, Central America and South America were no longer included in Registry tabulations.