

Registry Statistics - 2014

Greek Orthodox Archdiocese of America

Registry Statistics: January 1st - December 31st, 2014

	BAPTISMS	CHRIS- MATIONS	MARRIAGES			DIVORCES			FUNERALS
			Greek Orthodox	Inter- Christian	Total	Greek Orthodox	Inter- Christian	Total	
Archdiocesan District	1,288	83	215	250	465	32	19	51	800
Metropolis of Atlanta	662	117	138	166	304	51	30	81	339
Metropolis of Boston	572	84	76	145	221	14	20	34	869
Metropolis of Chicago	760	68	142	181	323	25	41	66	401
Metropolis of Denver	403	91	72	84	156	18	17	35	208
Metropolis of Detroit	419	98	69	109	178	10	11	21	350
Metropolis of New Jersey	758	76	119	215	334	22	20	42	604
Metropolis of Pittsburgh	339	69	51	101	152	15	17	32	363
Metropolis of San Francisco	615	155	118	160	278	20	25	45	428
TOTALS	5,816	841	1,000	1,411	2,411	207	200	407	4,362

Greek Orthodox Archdiocese of America

**Greek Orthodox Archdiocese of America
District/Metropolis 2014 Registry Statistics by Percentage**

	<u>Baptisms</u>	<u>% of Totals</u>	<u>Chrismations</u>	<u>% of Totals</u>	<u>% of Wedding Total</u>			<u>Total</u>	<u>District/Metropolis % of Arch. Weddings</u>
					<u>Orth./Orth. Weddings</u>	<u>for Distr/Metropolis</u>	<u>Inter-Christian Weddings</u>		
Arch. District	1,288	22.15%	83	9.87%	215	46.24%	250	465	19.29%
Atlanta	662	11.38%	117	13.91%	138	45.39%	166	304	12.61%
Boston	572	9.83%	84	9.99%	76	34.39%	145	221	9.17%
Chicago	760	13.07%	68	8.09%	142	43.96%	181	323	13.40%
Denver	403	6.93%	91	10.82%	72	46.15%	84	156	6.47%
Detroit	419	7.20%	98	11.65%	69	38.76%	109	178	7.38%
New Jersey	758	13.03%	76	9.04%	119	35.63%	215	334	13.85%
Pittsburgh	339	5.83%	69	8.20%	51	33.55%	101	152	6.30%
San Francisco	615	10.57%	155	18.43%	118	42.45%	160	278	11.53%
Totals	5,816	100%	841	100%	1,000	41.48%	1,411	2,411	100%

	<u>Orth./Orth. Divorces</u>	<u>Inter-Christian Div.</u>	<u>Total</u>	<u>% of Totals</u>	<u>Funerals</u>	<u>% of Totals</u>
Atlanta	51	30	81	19.90%	339	7.77%
Boston	14	20	34	8.35%	869	19.92%
Chicago	25	41	66	16.22%	401	9.19%
Denver	18	17	35	8.60%	208	4.77%
Detroit	10	11	21	5.16%	350	8.02%
New Jersey	22	20	42	10.32%	604	13.85%
Pittsburgh	15	17	32	7.86%	363	8.32%
San Francisco	20	25	45	11.06%	428	9.81%
Totals	207	200	407	100%	4,362	100%

**REGISTRY STATISTICS OF THE
GREEK ORTHODOX ARCHDIOCESE OF AMERICA
1990 - 2014**

YEAR	BAPTISMS	CHRIS- MATIONS	MARRIAGES		DIVORCES		FUNERALS
			BETWEEN ORTHODOX	INTER- CHRISTIAN	BETWEEN ORTHODOX	INTER- CHRISTIAN	
1990	9,350	1,079	2,187	3,769	402	338	4,308
1991	9,142	1,072	2,191	3,520	409	331	4,090
1992	9,204	1,055	1,922	3,530	347	417	3,972
1993	9,427	1,209	2,032	3,429	354	395	4,041
1994	9,232	1,186	2,094	3,137	345	379	4,151
1995	9,172	1,127	2,045	3,575	364	358	4,223
1996	7,155	939	1,267	2,588	282	372	3,313
1997	7,394	974	1,400	2,499	288	361	3,601
1998	7,203	966	1,448	2,477	339	336	3,445
1999	7,438	995	1,497	2,542	278	349	3,620
2000	7,300	1,010	1,411	2,416	267	324	3,829
2001	7,132	1,117	1,298	2,341	287	313	3,668
2002	6,894	1,116	1,521	2,267	298	395	3,615
2003	7,083	1,111	1,526	2,198	281	373	3,692
2004	7,048	1,135	1,354	2,112	269	291	3,644
2005	6,744	1,052	1,387	2,102	263	277	3,318
2006	6,635	915	1,406	1,868	245	258	3,670
2007	6,669	931	1,253	1,839	256	257	3,412
2008	6,761	985	1,165	1,657	236	277	3,972
2009	6,496	946	1,138	1,606	221	273	3,937
2010	6,366	947	1,078	1,631	217	220	3,900
2011	6,289	914	1,129	1,539	242	214	3,844
2012	6,286	871	1,133	1,488	193	184	4,161
2013	5,842	850	970	1,470	221	241	4,189
2014	5,816	841	1,000	1,411	207	199	4,362
			36,852	59,011	7,111	7,732	
			Total Marriages		Total Divorces		
TOTALS	184,078	25,343	95,863		14,843		95,977

*** In 1996, the Greek Orthodox Archdiocese of North and South America became the Archdiocese of America. As a result, statistics from Canada, Central America and South America were no longer included in Registry tabulations.*

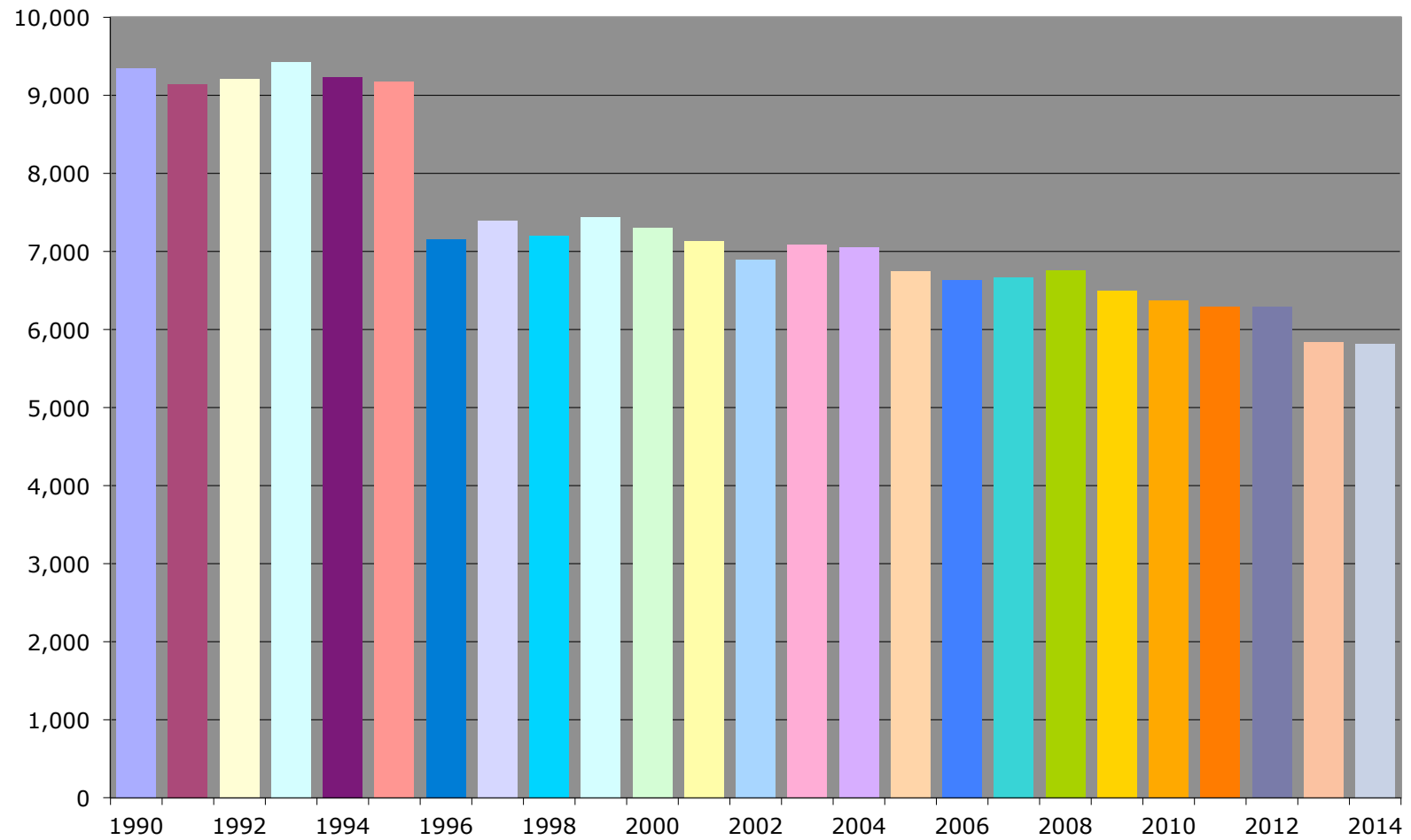
Wedding Comparisons 1963 - 2014

Greek Orthodox Archdiocese of America

<u>Year</u>	<u>Orthodox/Orthodox</u>	<u>Inter-Christian</u>	<u>Total</u>	<u>% Orthodox/Orthodox</u>
1963	2,890	1,135	4,025	71.80%
1964	2,885	1,190	4,075	70.80%
1965	3,124	1,259	4,383	71.28%
1966	2,788	1,405	4,193	66.49%
1967	2,245	2,145	4,390	51.14%
1968	2,245	2,145	4,390	51.14%
1969	3,745	1,755	5,500	68.09%
1970	2,633	1,743	4,376	60.17%
1971	2,802	2,388	5,190	53.99%
1972	3,253	2,401	5,654	57.53%
1973	2,633	2,476	5,109	51.54%
1974	2,638	2,541	5,179	50.94%
1975	2,910	2,568	5,478	53.12%
1976	2,537	2,201	4,738	53.55%
1977	2,521	2,438	4,959	50.84%
1978	2,295	2,445	4,740	48.42%
1979	2,512	2,412	4,924	51.02%
1980	2,009	2,660	4,669	43.03%
1981	1,781	3,104	4,885	36.46%
1982	1,936	3,175	5,111	37.88%
1983	1,960	3,287	5,247	37.35%
1984	1,821	3,322	5,143	35.41%
1985	2,200	3,387	5,587	39.38%
1986	1,900	3,253	5,153	36.87%
1987	1,850	3,673	5,523	33.50%
1988	2,001	3,710	5,711	35.04%
1989	2,144	3,904	6,048	35.45%
1990	2,187	3,769	5,956	36.72%
1991	2,191	3,520	5,711	38.36%
1992	1,922	3,530	5,452	35.25%
1993	2,032	3,429	5,461	37.21%
1994	2,094	3,137	5,231	40.03%
1995	2,045	3,575	5,620	36.39%
1996	1,267	2,588	3,855	32.87%
1997	1,400	2,499	3,899	35.91%
1998	1,448	2,477	3,925	36.89%
1999	1,497	2,542	4,039	37.06%
2000	1,411	2,416	3,827	36.87%
2001	1,298	2,341	3,639	35.67%
2002	1,521	2,267	3,788	40.15%
2003	1,526	2,198	3,724	40.98%
2004	1,354	2,112	3,466	39.07%
2005	1,387	2,102	3,489	39.75%
2006	1,406	1,868	3,274	42.94%
2007	1,253	1,839	3,092	40.52%
2008	1,165	1,657	2,822	41.28%
2009	1,138	1,606	2,744	41.47%
2010	1,078	1,631	2,709	39.79%
2011	1,129	1,539	2,668	42.32%
2012	1,133	1,488	2,621	43.23%
2013	970	1,470	2,440	39.75%
2014	1,000	1,411	2,411	41.48%
Totals	103,110	127,133	230,243	44.78%

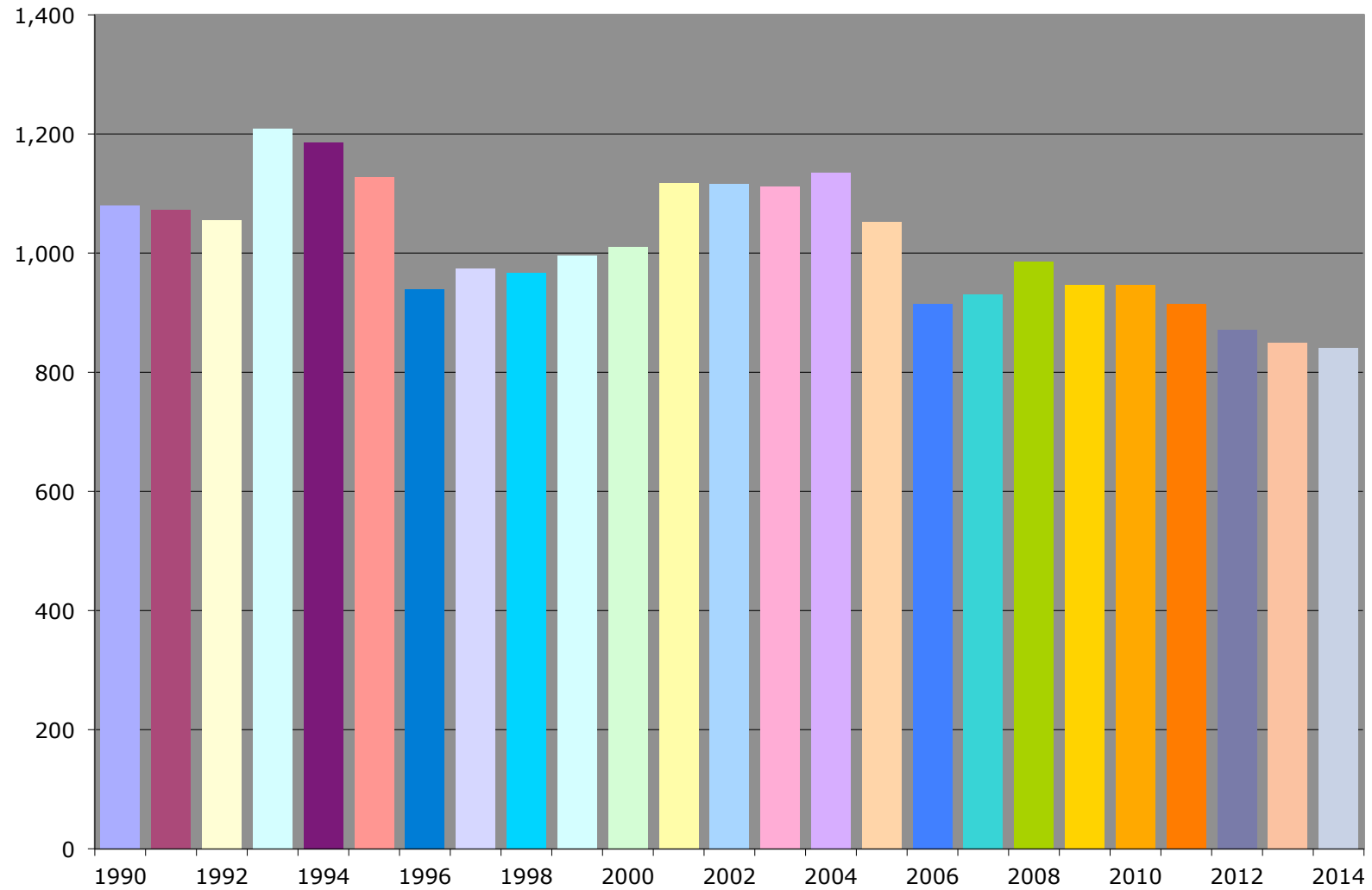
In 1996, the Greek Orthodox Archdiocese of North and South America became the Archdiocese of America. As a result, statistics from Canada, Central America and South America were no longer included in Registry tabulations.

Baptisms 1990 - 2014
Greek Orthodox Archdiocese of America



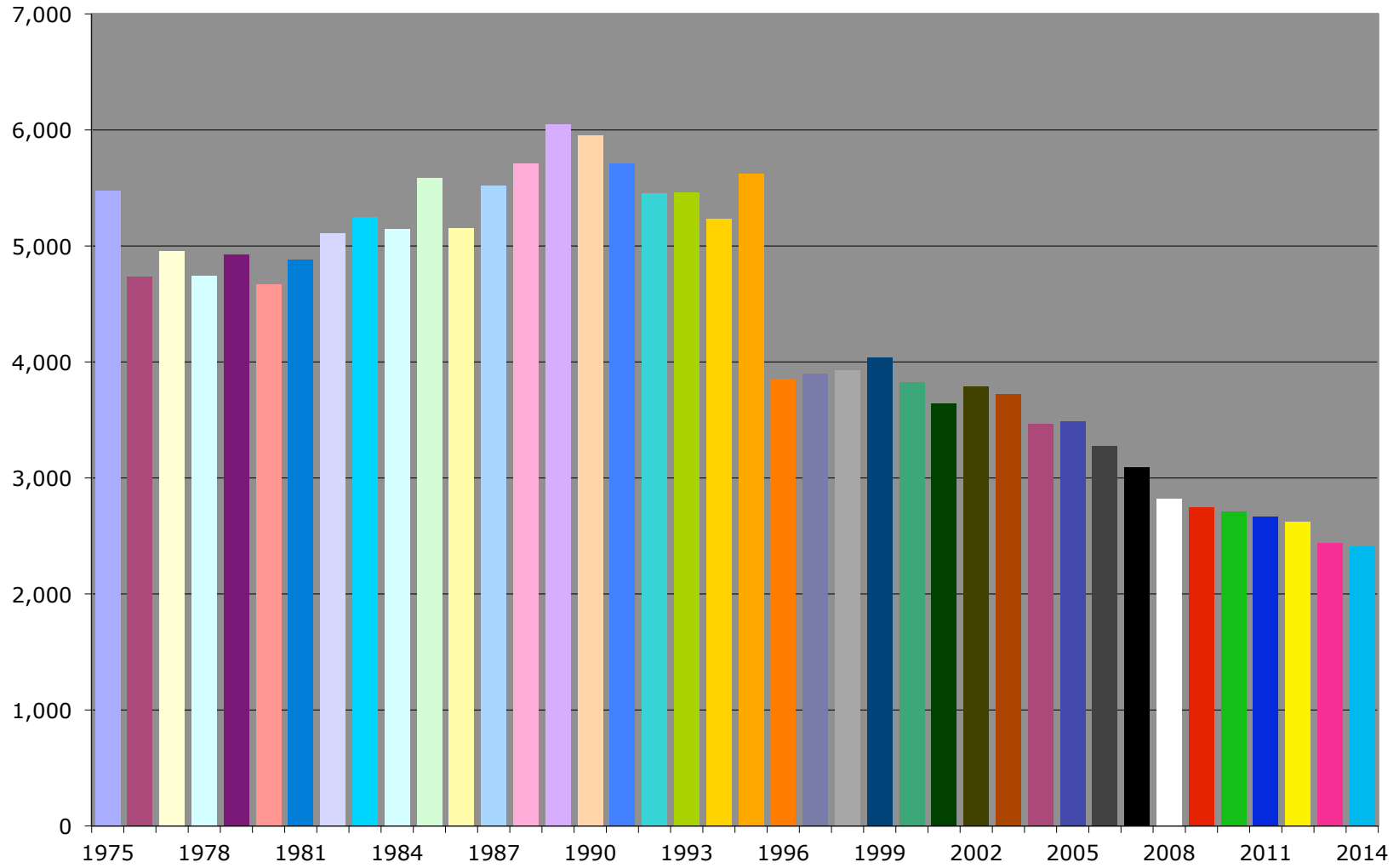
Since 1996, statistics from Canada, Central America and South America were no longer included in Registry tabulations.

Chrismations 1990 - 2014
Greek Orthodox Archdiocese of America



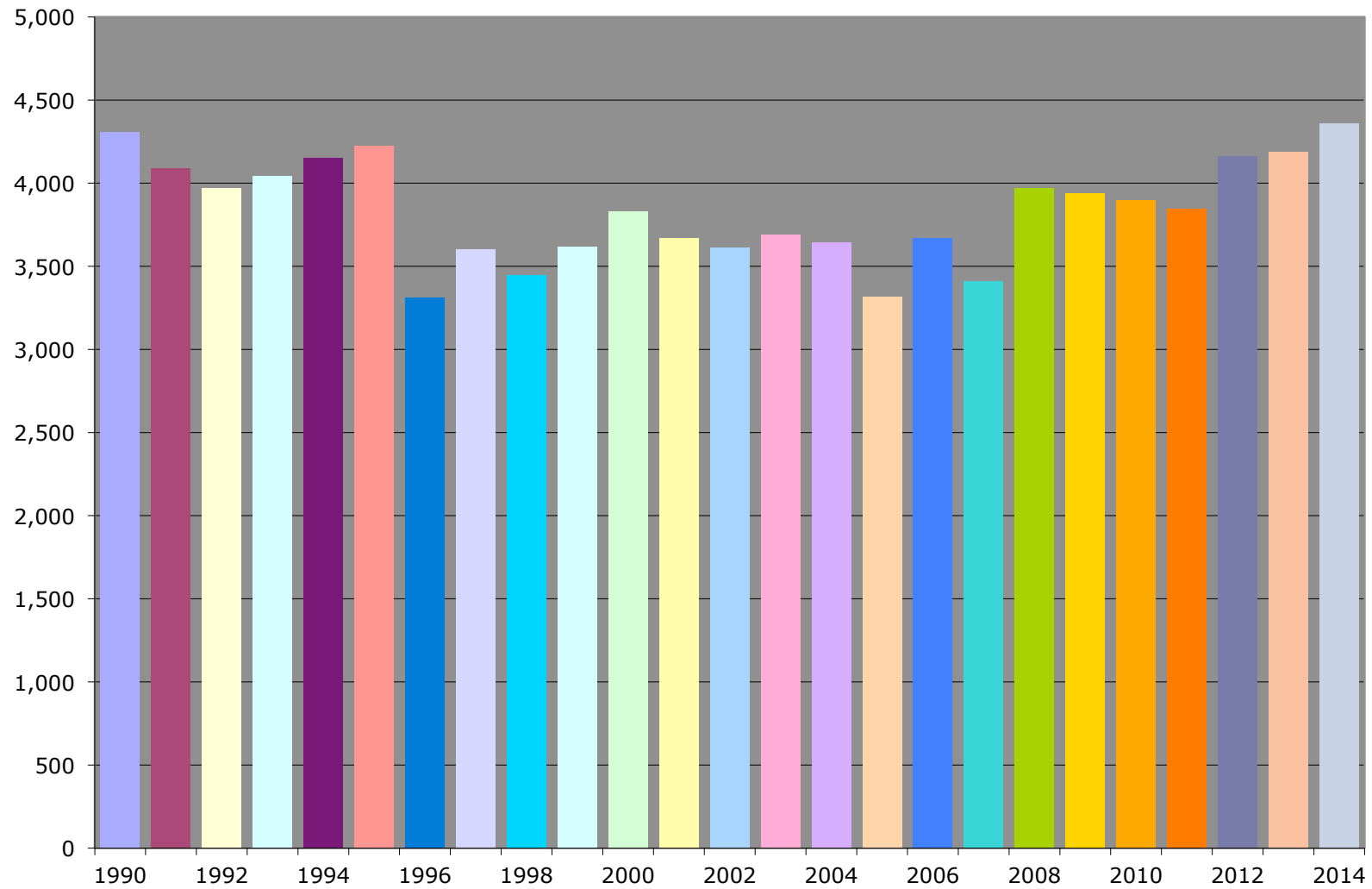
Since 1996, statistics from Canada, Central America and South America were no longer included in Registry tabulations.

Weddings 1975 - 2014
Greek Orthodox Archdiocese of America



Since 1996, statistics from Canada, Central America and South America were no longer included in Registry tabulations.

Funerals 1990 - 2014
Greek Orthodox Archdiocese of America



Since 1996, statistics from Canada, Central America and South America were no longer included in Registry tabulations.