



# Greek Orthodox Archdiocese of America

---

## Department of Registry

### *Report to the 40<sup>th</sup> Biennial Clergy-Laity Congress*

Fr. Michael T. Kontogiorgis, *Director*  
*FrMichael@goarch.org*

Athena Parisi, *Assistant*  
*aparisi@goarch.org*

The Department of Registry of the Archdiocese maintains a variety of records pertaining to the life and activities of the faithful of the Greek Orthodox Archdiocese of America. These records are often used to issue transcripts for the faithful who have lost original certificates (which are now required for legal or ecclesiastical purposes). The Department also issues ecclesiastical licenses to marry, divorce decrees (following a Spiritual Court hearing), baptismal and chrismation certificates (for use by the priests), and forms for reporting deaths and funerals. Below is an overview of how some of these responsibilities are handled:

### **Parish Level**

All records of baptisms, chrismations, weddings, divorces and funerals are maintained in the Parish Registry Books. The local parish priest detailing the information recorded in his parish's Registry Books issues transcripts upon receiving a request from the individual involved. The priest who prepares them signs these transcripts. His hierarch then validates the authenticity of the priest's signature. These transcripts can be used as needed and serve the same function as those original certificates issued at the time of the Sacrament. In the case of a Church Divorce Decree, however, duplicate copies are not issued. The original, as issued, must be submitted when applying for an ecclesiastical marriage license.

### **Metropolis Level**

As of September 1, 1979, each Metropolis established a Registry Department, which processes marriage license requests, issues ecclesiastical licenses to marry, and maintains copies of the records for baptisms, chrismations, marriages, and

funerals, as the parish priests following the Sacraments submit them. The Metropolis Registry Departments also maintain the petitions for divorces, the minutes of the Spiritual Court hearings that pertain to divorce petitions and copies of the divorce decrees issued. The Metropolis Registry Departments also issue to the priests certificates signed by the Metropolitan for baptisms and chrismations. (Prior to September 1, 1979, the Archdiocesan Department of Registry did all of this for all the parishes of the Archdiocese. Since then, this is only done for the parishes within the Direct Archdiocesan District.)

## **Archdiocese Level**

The Archdiocese Department of Registry maintains the records of weddings and divorces from 1923 until August 31, 1979, that took place throughout the Archdiocese. Since September 1, 1979, only those records that pertain to the parishes of the Direct Archdiocesan District are kept at the Archdiocese Registry Department. Records of baptisms, chrismations and funerals as the parish priests submitted them are also archived at the Archdiocese.

The Archdiocese also coordinates the tabulation of the statistics from throughout the Archdiocese. This information is published annually in the *Yearbook* of the Archdiocese.

The Department of Registry will be seeking to utilize the latest technology to address the enormous task of sorting, indexing and cataloguing the paper records archived, as well as to investigate the possibility of processing certificates and documents electronically, in order to:

- 1) Make it feasible to access the documents that the faithful request in a timely manner;
- 2) Provide multiple copies of the archiving media for storage and safekeeping at secure locations across the country;
- 3) Provide the parish priests the ability to process affidavits and certificates in a more timely fashion; and,
- 4) Enable the Archdiocese and each Metropolis to have close to real-time statistics of Sacraments being celebrated across the country and in each Metropolis.

Accurate documentation and the ability to provide such documentation will become even more critical in the years ahead. The Department of Registry is committed to utilizing the resources at its disposal to ensure, as much as possible, that the faithful of the Holy Archdiocese of America have access to the information and documentation that they require.

**REGISTRY STATISTICS OF THE  
GREEK ORTHODOX ARCHDIOCESE OF AMERICA  
1984 - 2008**

YEAR	BAPTISMS	CHRIS- MATIONS	MARRIAGES		DIVORCES		FUNERALS
			BETWEEN ORTHODOX	INTER- CHRISTIAN	BETWEEN ORTHODOX	INTER- CHRISTIAN	
1984	8,109	681	1,821	3,322	388	336	3,191
1985	7,934	655	2,200	3,387	360	456	3,154
1986	7,389	565	1,900	3,253	363	358	2,776
1987	8,472	796	1,850	3,673	382	332	3,036
1988	7,854	720	2,001	3,710	362	357	3,371
1989	8,799	978	2,144	3,904	389	384	3,911
1990	9,350	1,079	2,187	3,769	402	338	4,308
1991	9,142	1,072	2,191	3,520	409	331	4,090
1992	9,204	1,055	1,922	3,530	347	417	3,972
1993	9,427	1,209	2,032	3,429	354	395	4,041
1994	9,232	1,186	2,094	3,137	345	379	4,151
1995	9,172	1,127	2,045	3,575	364	358	4,223
1996	7,155	939	1,267	2,588	282	372	3,313
1997	7,394	974	1,400	2,499	288	361	3,601
1998	7,203	966	1,448	2,477	339	336	3,445
1999	7,438	995	1,497	2,542	278	349	3,620
2000	7,300	1,010	1,411	2,416	267	324	3,829
2001	7,132	1,117	1,298	2,341	287	313	3,668
2002	6,894	1,116	1,521	2,267	298	395	3,615
2003	7,083	1,111	1,526	2,198	281	373	3,692
2004	7,048	1,135	1,354	2,112	269	291	3,644
2005	6,744	1,052	1,387	2,102	263	277	3,318
2006	6,635	915	1,406	1,868	245	258	3,670
2007	6,669	931	1,253	1,839	256	257	3,412
2008	6,761	985	1,165	1,657	236	277	3,972
			<b>42,320</b>	<b>71,115</b>	<b>8,054</b>	<b>8,624</b>	
			<b>Total Marriages</b>		<b>Total Divorces</b>		
<b>TOTALS</b>	<b>195,540</b>	<b>24,369</b>	<b>113,435</b>		<b>16,678</b>		<b>91,023</b>

*\*\* In 1996, the Greek Orthodox Archdiocese of North and South America became the Archdiocese of America. As a result, statistics from Canada, Central America and South America were no longer included in Registry tabulations.*

**Registry Statistics: January 1st - December 31st, 2008**

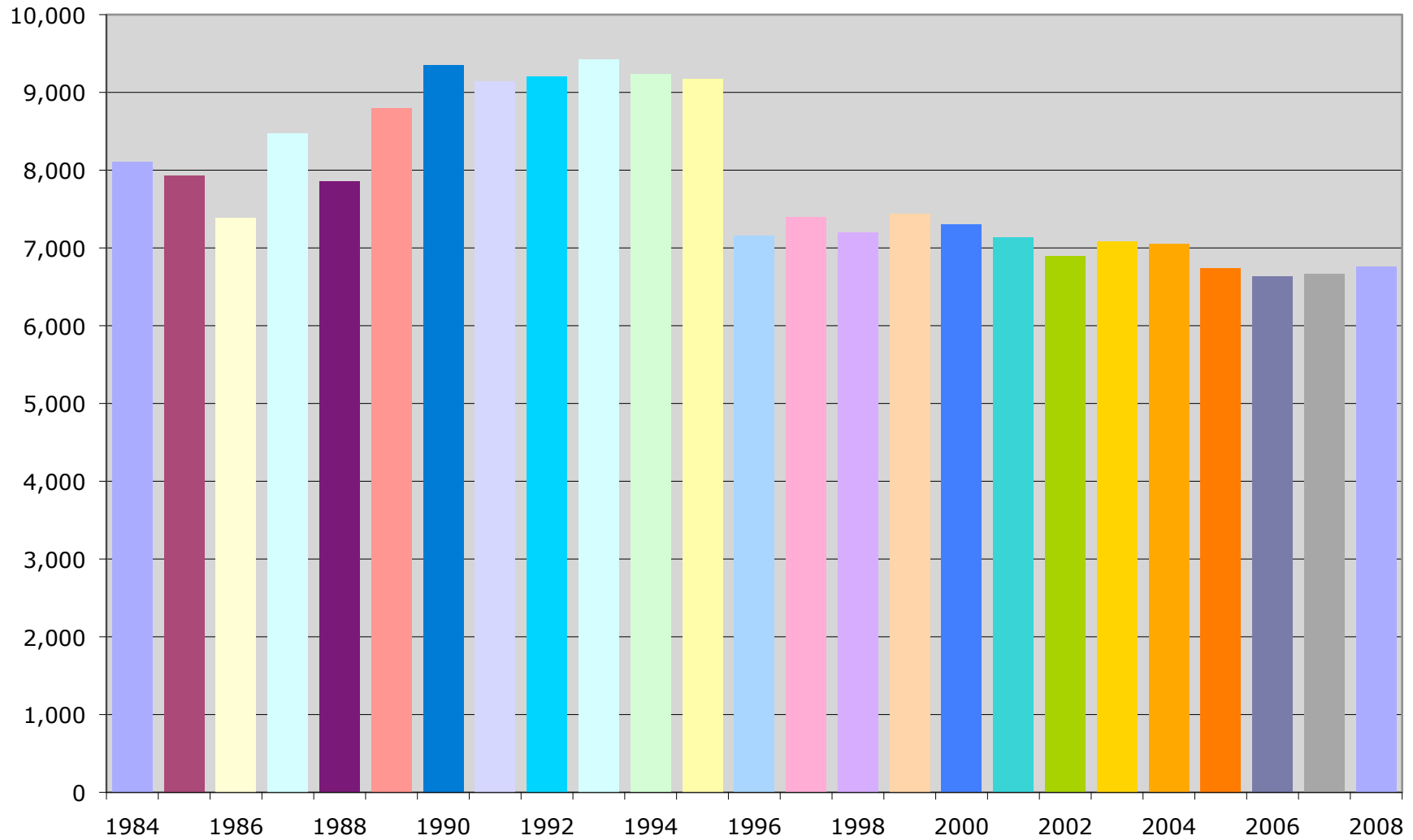
	<b>BAPTISMS</b>	<b>CHRIS- MATIONS</b>	<b>MARRIAGES</b>			<b>DIVORCES</b>			<b>FUNERALS</b>
			Greek Orthodox	Inter- Christian	Total	Greek Orthodox	Inter- Christian	Total	
<b>Archdiocesan District</b>	1,377	99	271	308	579	35	29	64	822
<b>Metropolis of Atlanta</b>	692	104	133	208	341	41	29	70	302
<b>Metropolis of Boston</b>	721	93	84	179	263	15	13	28	673
<b>Metropolis of Chicago</b>	889	90	190	231	421	23	45	68	387
<b>Metropolis of Denver</b>	421	102	68	89	157	11	11	22	134
<b>Metropolis of Detroit</b>	472	92	54	116	170	9	16	25	337
<b>Metropolis of New Jersey</b>	998	112	137	230	367	21	20	41	515
<b>Metropolis of Pittsburgh</b>	470	92	98	112	210	10	17	27	354
<b>Metropolis of San Francisco</b>	721	201	130	184	314	71	97	168	448
<b>TOTALS</b>	<b>6,761</b>	<b>985</b>	<b>1,165</b>	<b>1,657</b>	<b>2,822</b>	<b>236</b>	<b>277</b>	<b>513</b>	<b>3,972</b>

**Greek Orthodox Archdiocese of America  
District/Metropolis 2008 Registry Statistics by Percentage**

	<u>Baptisms</u>	<u>% of Totals</u>	<u>Chrismations</u>	<u>% of Totals</u>	<u>Orth./Orth. Weddings</u>	<u>% of Wedding Total for Distr/Metropolis</u>	<u>Inter-Christian Weddings</u>	<u>Total</u>	<u>District/Metropolis % of Arch. Weddings</u>
<b>Arch. District</b>	1,377	20.37%	99	10.05%	271	46.80%	308	579	20.52%
<b>Atlanta</b>	692	10.24%	104	10.56%	133	39.00%	208	341	12.08%
<b>Boston</b>	721	10.66%	93	9.44%	84	31.94%	179	263	9.32%
<b>Chicago</b>	889	13.15%	90	9.14%	190	45.13%	231	421	14.92%
<b>Denver</b>	421	6.23%	102	10.36%	68	43.31%	89	157	5.56%
<b>Detroit</b>	472	6.98%	92	9.34%	54	31.76%	116	170	6.02%
<b>New Jersey</b>	998	14.76%	112	11.37%	137	37.33%	230	367	13.00%
<b>Pittsburgh</b>	470	6.95%	92	9.34%	98	46.67%	112	210	7.44%
<b>San Francisco</b>	721	10.66%	201	20.41%	130	41.40%	184	314	11.13%
<b>Totals</b>	<b>6,761</b>	<b>100%</b>	<b>985</b>	<b>100%</b>	<b>1,165</b>	<b>41.28%</b>	<b>1,657</b>	<b>2,822</b>	<b>100%</b>

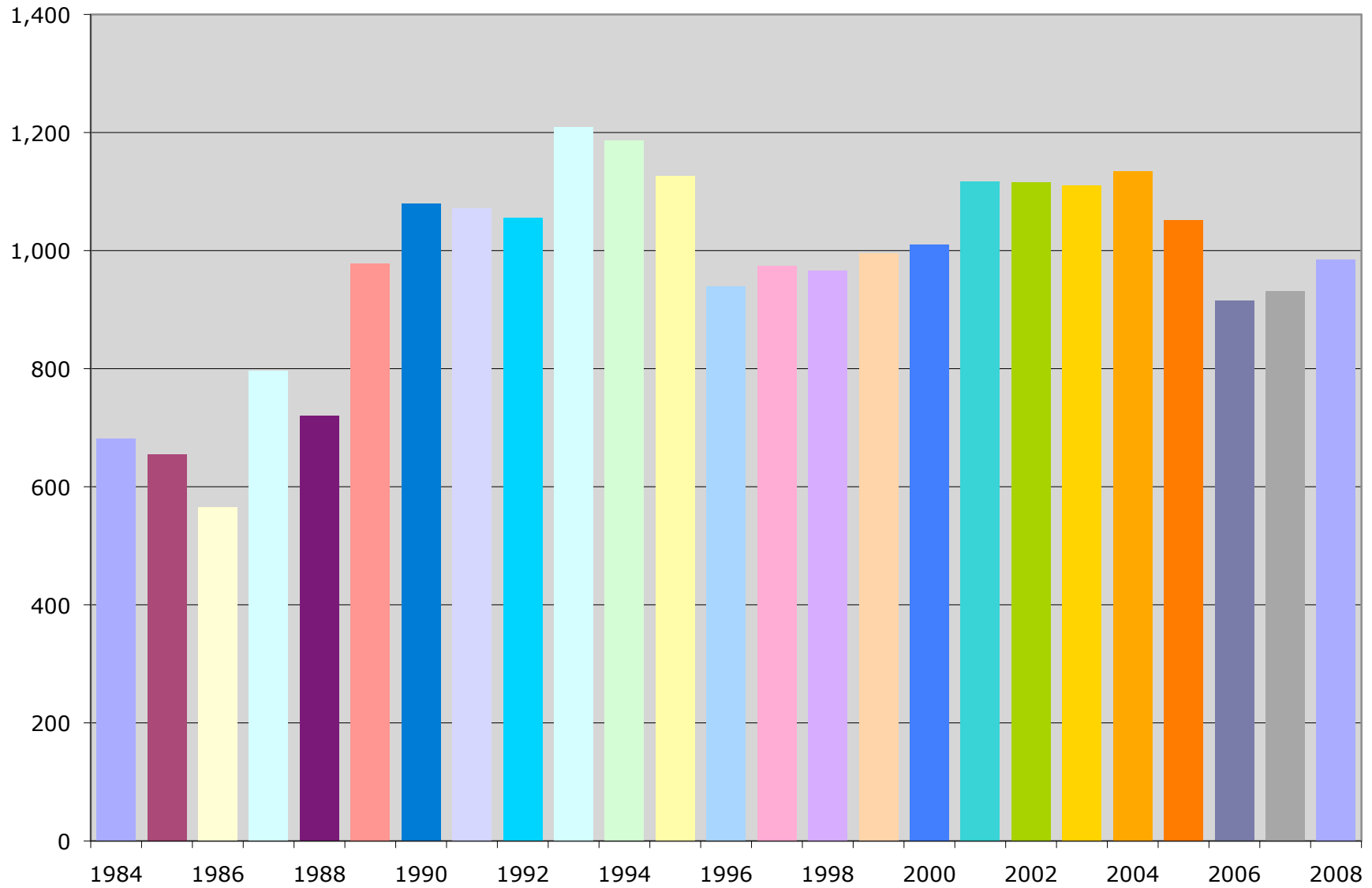
	<u>Orth./Orth. Divorces</u>	<u>Inter-Christian Div.</u>	<u>Total</u>	<u>% of Totals</u>	<u>Funerals</u>	<u>% of Totals</u>
<b>Arch. District</b>	35	29	64	12.48%	822	20.69%
<b>Atlanta</b>	41	29	70	13.65%	302	7.60%
<b>Boston</b>	15	13	28	5.46%	673	16.94%
<b>Chicago</b>	23	45	68	13.26%	387	9.74%
<b>Denver</b>	11	11	22	4.29%	134	3.37%
<b>Detroit</b>	9	16	25	4.87%	337	8.48%
<b>New Jersey</b>	21	20	41	7.99%	515	12.97%
<b>Pittsburgh</b>	10	17	27	5.26%	354	8.91%
<b>San Francisco</b>	71	97	168	32.75%	448	11.28%
<b>Totals</b>	<b>236</b>	<b>277</b>	<b>513</b>	<b>100%</b>	<b>3,972</b>	<b>100%</b>

**Baptisms 1984 - 2008**  
*Greek Orthodox Archdiocese of America*



*Since 1996, statistics from Canada, Central America and South America were no longer included in Registry tabulations.*

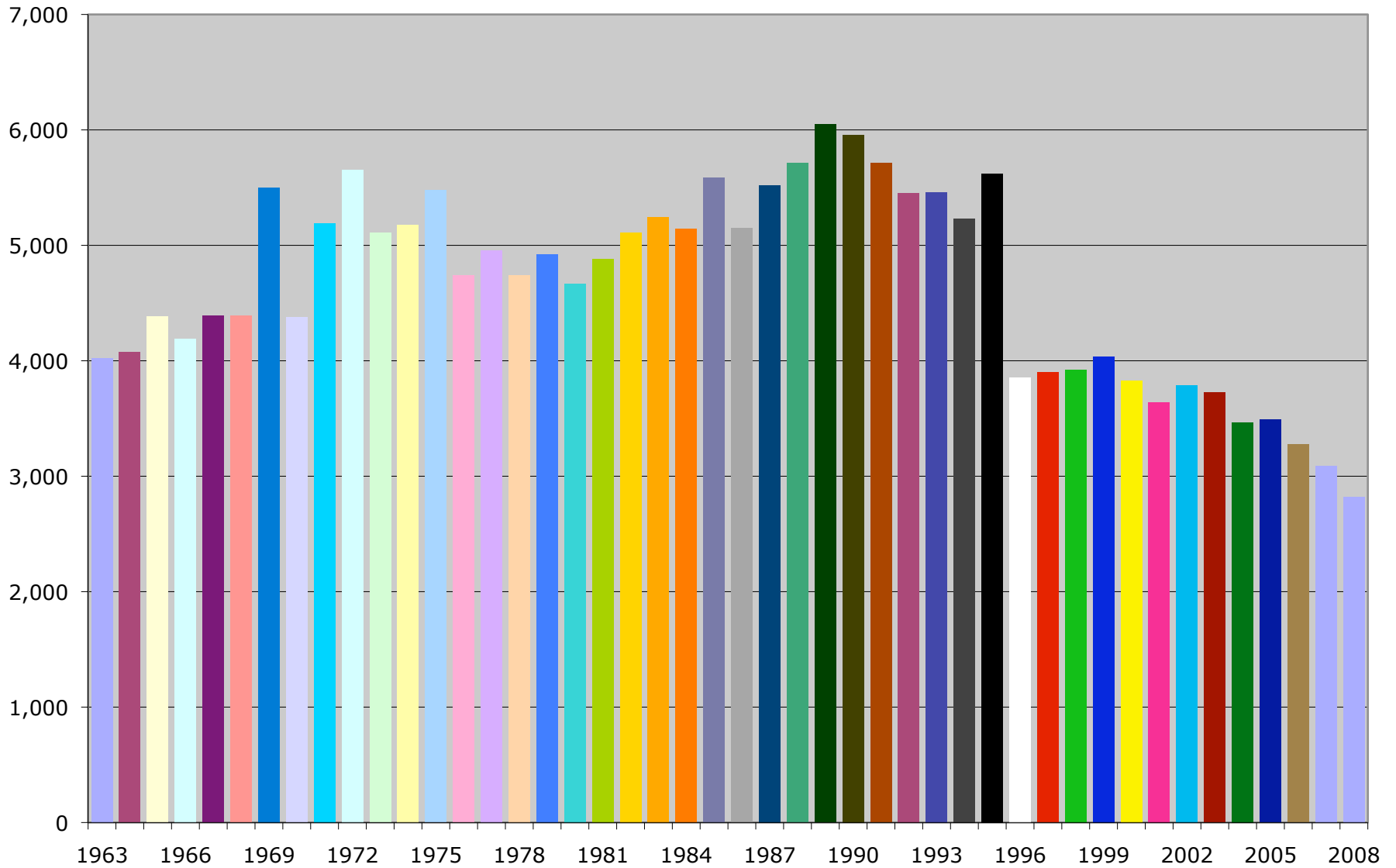
**Chrismations 1984 - 2008**  
*Greek Orthodox Archdiocese of America*



*Since 1996, statistics from Canada, Central America and South America were no longer included in Registry tabulations.*

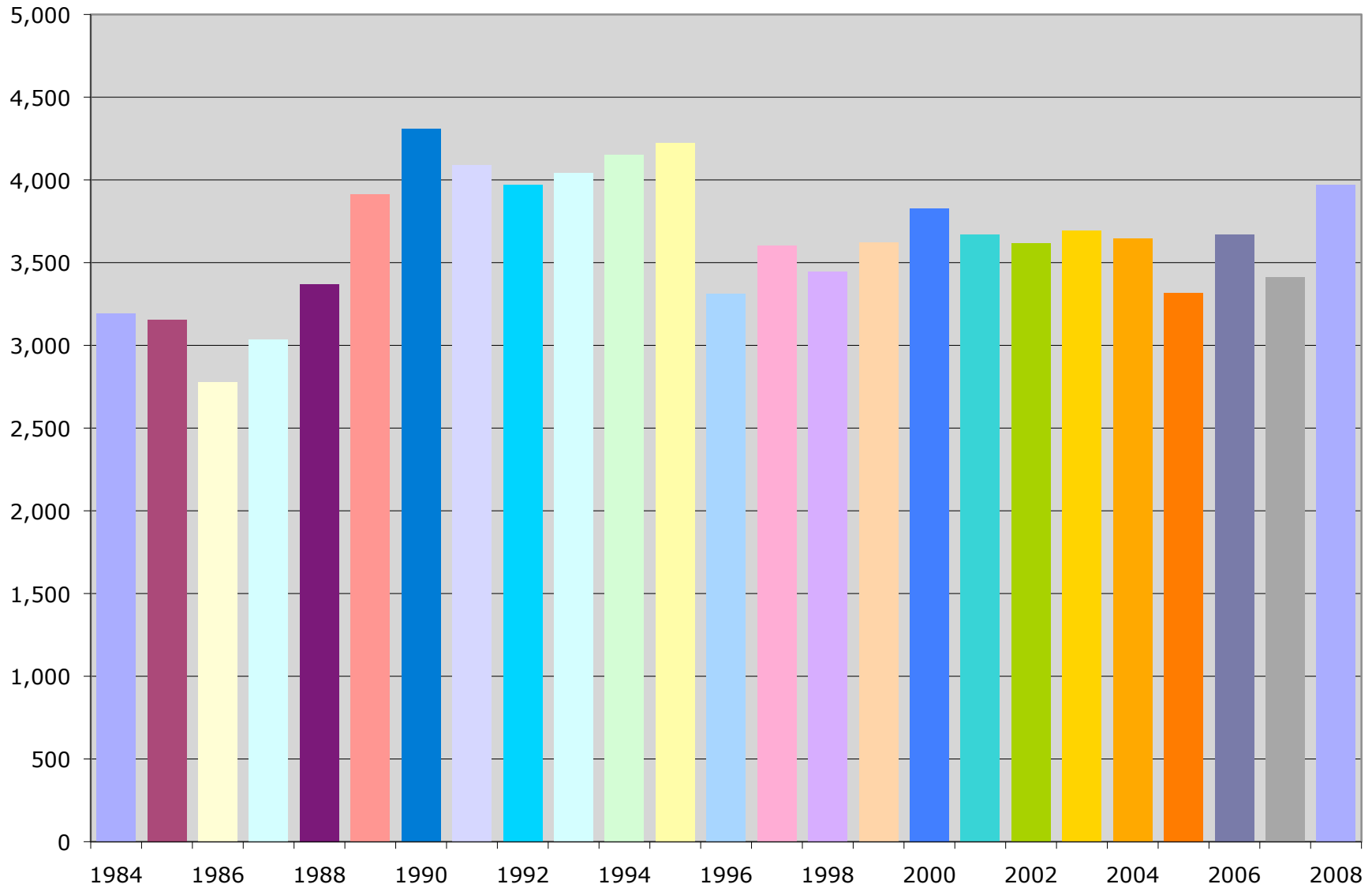
# Weddings 1963 - 2008

*Greek Orthodox Archdiocese of America*



*Since 1996, statistics from Canada, Central America and South America were no longer included in Registry tabulations.*

**Funerals 1984 - 2008**  
*Greek Orthodox Archdiocese of America*



*Since 1996, statistics from Canada, Central America and South America were no longer included in Registry tabulations.*